







-  **WATER-COOLED**
-  **3 PHASE**
-  **50 HZ 380-415V**
-  **DIESEL FUEL**

STANDARD SPECIFICATIONS

1. ENGINE

FOUR STROKE HEAVY DUTY IGH PERFORMANCE INDUSTRIAL DIESEL ENGINE

2. ENGINE FILTRATION SYSTEM

- AIR FILTER
- FUEL FILTER
- FULL FOLLOW LUBO OIL FILTER

ALL FILTERS HAS REPLACEABLE ELEMENTS

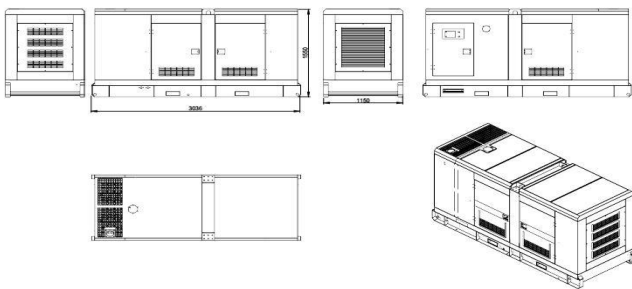
3. COOLING SYSTEM

4. EXHAUST SYSTEM

HEAVY DUTY INDUSTRIAL EXHAUST SILENCER

5. CIRCUIT BREAKER TYPE

DELIXI MCCB 3POLE



GENERATING SET MODEL

| | PRIME | STANDBY |
|-------------------------------|---------------|---------------|
| OUTPUT RATING | 40 kVA | 44 kVA |
| 380V,3PH, 50HZ,1500RPM | 32KW | 35KW |

PWG-DFAW-41

GENERATING SET MODEL

| | |
|-------------------------------------|----------------------------|
| ENGINE MAKE | FAWDE |
| ENGINE MODEL | 4DX21-53D |
| GOVERNING TYPE | Electrical |
| NUMBER OF CYLINDERS | 4 |
| CYLINDER ARRANGEMENT | IN-LINE |
| BORE AND STROKE (mm) | 102 X 118 |
| DISPLACEMENT | 3.86L |
| CYCLE | 4 STROKE |
| COMPRESSION RATIO | 17:1 |
| ASPIRATION | NATURAL |
| COOLING SYSTEM | WATER-COOLING |
| FREQUENCY & ENGINE SPEED | 50 HZ & 1500RPM |
| NOISE LEVEL @ 7M | 70 dBA |

| | PRIME | STANDBY |
|-------------------------------------|-------------|----------|
| GROSS ENGINE POWER kW | 39KW | - |
| FUEL CONSUMPTION @ 100% L/hr | 8.76 | - |
| FUEL CONSUMPTION @ 50% L/hr | | |

ALTERNATOR DATA

| | |
|---------------------------|-----------------|
| MAKE | STAMFORD |
| MODEL | DPC184J |
| NO. OF BEARINGS | 1 |
| INSULATION CLASS | H |
| WIRES | 12 |
| EXCITATION SYSTEM | SHUNT |
| INGRESS PROTECTION | IP23 |
| VOLTAGE | ±1% |

DIMENSION & WEIGHT

| | |
|---------------------------|-------------|
| LENGTH (mm) | 2280 |
| WIDTH (mm) | 900 |
| HEIGHT (mm) | 1070 |
| WEIGHT*kg | 960 |
| FUEL TANK CAPACITY | 90 L |

CONTROL PANEL

| | |
|--------------|----------------|
| MAKE | DEEPSEA |
| MODEL | 6020 |

RATINGS DEFINITION

PRIME POWER

THESE RATING ARE APPLICABLE FOR SUPPLYING CONTINUOUSPURCHASED POWER. 10% OVERLOAD POWER IS AVAILABLE FOR 1HOUR IN 12HOURS CONTINUOUS OPERATION.

STANDBY POWER

THESE RATING ARE APPLICABLE FOR SUPPLYING CONTINUOUS ELECTRICAL POWER (AT VARIABLE LOAD) IN THE EVENT OF AN UTILITY POWER FAILURE. NO OVERLOAD IS PERMITTED.

STANDARD REFERENCE CONDITIONS

OUTPUT RATING ARE PRESENTED AT 27°C AIR INLET TEMPERATURE, BAROMETRIC PRESSURE 100kPa, RELATIVE HUMIDITY 30%, THIS GENERATING SET IS DESIGNED TO OPERATE AT HIGH AMBIENT TEMPERATURE (UP TO 52°C), HUMIDITY (UP TO 90%) AND HIGH ALTITUDES. DE-RATION MAY APPLY, PLEASE CONSULT US FOR SPECIFIC SITE RATINGS.

AVAILABLE OPTIONS & ACCESSORIES

WE OFFER A RANGE OF OPTIONAL FEATURES AND ACCESSORIES TO TAILOR OUR GENERATING SETS TO MEET YOUR POWER NEEDS.

OPTIONS

- A VARIETY OF GENERATING SET CONTROL AND SYNCHRONIZING PANELS
- ADDITIONAL PROTECTION ALARMS AND SHUTDOWNS
- WATER - FUEL SEPERATOR
- WATERJACKET HEATER
- BATTERY CHARGER

ACCESSORIES

- GENUINE SPARE PARTS
- AUXILIARY FUEL TANKS

1. FUEL SYSTEM

ON GENERATING SETS UP TO 750KVA STANDBY, THE CHASSIS DESIGN IS INCORPORATED WITH INTEGRAL FUEL TANK WITH A CAPACITY OF APPROX 5 HOURS TO 8 HOURS RUNNING AT FULL LOAD. THE TANK IS SUPPLIED COMPLETE WITH FILL CAP, BREATHER, FUEL FEED AND RETURN LINES TO THE ENGINE AND DRAIN PLUG.

2. ALTERNATOR

2.1. INSULATION SYSTEM

- THE INSULATION SYSTEM IS CLASS H
- ALL WINDINGS ARE IMPREGNATED IN EITHER A TRIPLE DIP THERMOSETTING LIQUID, OIL AND ACID RESISTING POLYESTER VARNISH OR VACUUM PRESSURE IMPREGNATED WITH A SPECIAL POLYESTER RESIN.
- HEAVY COAT OF ANTITRACKING VARNISH ADDITIONAL PROTECTION AGAINST MOISTURE OR CONDENSATION

2.2. AUTOMATIC VOLTAGE REGULATOR (AVR)

THE FULLY SEALED AUTOMATIC VOLTAGE REGULATOR MAINTAINS THE VOLTAGE REGULATION AT $\pm 1\%$.

2.3. MOTOR STARING (OPTIONAL)

- AN OVERLOAD CAPACITY EQUIVALENT TO 300% OF THE FULL LOAD IMPEDANCE AT ZERO POWER FACTOR CAN BE SUSTAINED FOR 10 SECONDS, WHEN AREP (AUXILIARY WINDING) OPTION IS FITTED.

3. MOUNTING ARRANGEMENT

3.1. CHASSIS

THE COMPLETE GENERATING SET IS MOUNTED AS A WHOLE ON A HEAVY-DUTY FABRICATED STEEL CHASSIS.

3.2. ANTI-VIBERATION MOUNTING DUMPER

DUMPER ARE AFFIXED BETWEEN THE ENGINE & ALTERNATOR FEET AND THE CHASSIS, THUS ENSURING COMPLETE

3.3. COUPLING

THE ENGINE AND ALTERNATOR ARE DIRECTLY COUPLED BY MEANS OF AN SAE FLANGE. THE ENGINE FLYWHEEL IS FLEXIBLY COUPLED TO THE ALTERNATOR ROTOR.

3.4. SAFETY GUARDS

THE FAN & FAN DRIVE ALONG WITH THE BATTERY CHARGING ALTERNATOR ARE SAFETY GUARD PROTECTED FOR PERSONAL PROTECTION.

4. TESTS

THE GENERATING SET IS LOAD TEST BEFORE DISPATCH.

ALL PROTECTIVE DEVICES CONTROL FUNCTIONS AND SITE LOAD CONDITIONS ARE SIMULATED. THE GENERATOR AND ITS SYSTEMS ARE CHECKED BEFORE DISPATCH.

5. EQUIPMENT FINISHING

ALL MILD STEEL COMPONENTS ARE FULLY DEGREASED AND PAINTED WITH POWDER COATED PAINT TO ENSURE MAXIMUM 7.2 AUTOMATIC VOLTAGE REGULATOR (AVR) SCUFF RESISTANCE AND DURABILITY.

6. EQUIPMENT FINISHING

OPERATION & MAINTENANCE MANUAL, CIRCUIT WIRING DIAGRAMS

7. QUALITY STANDARDS

THE EQUIPMENT MEETS THE FOLLOWING STANDARDS: BS4999, BS5000, BS5514, IEC60034, VDE0530 AND ISO8528

8. WARRANTY

ALL OF THE GENERATING SETS ARE COVERED UNDER A WARRANTY POLICY FOR A PERIOD OF 12 MONTHS OR 1 YEAR (WHICHEVER COMES EARLIER) OF THE EQUIPMENT IS IN LINE WITH MANUFACTURERS WARRANTY TERMS AND CONDITIONS.

DISTRIBUTED BY



POWERGUARD GENERATOR

FOURTEEN STAR ENGINEERING CO., LTD

No.121B, Myat Lay Street, Pale Myo Thit, Mingalardon Township, Yangon, Myanmar.

Tel: 09 792939 222

Email: powerguard@14starengineering.com

<https://www.14starengineering.com/>